



Ramsey County Housing Inventory Count (HIC) Of Beds for the Homeless, January 2017

Compiled by Ramsey County Health and Wellness Administration Division
on behalf of Heading Home Ramsey

Background and Purpose of the HIC

Each year the federal Housing and Urban Development (HUD) Department mandates an annual count of beds dedicated to homeless persons for every Continuum of Care (CoC) in the nation. Governments at all levels rely on counting types of households and special populations for planning and evaluating the homeless response system for the entire community, not just government funded programs. Ramsey County, with the assistance of our homeless management system administrator ICA, collected surveys of every emergency shelter, transitional housing, and permanent housing facility regardless of funding source for the end of January 2017.

Limitations of Counting Beds Dedication to Homeless Once Per Year

The HIC tallies beds instead of persons and therefore represents capacity rather than the need. Because CoC's conduct the complete bed count only once a year, the results are somewhat limited by not catching programs recently closed or excluding new ones unknown to the county, although programs reported to the CoC as under development for next year are recorded. Likewise, demand by different population groups can change daily and through different seasons. As a result, target populations, such as families with children, domestic violence victims, HIV/AIDS, may rise above or fall below the number of beds generally dedicated to them specifically.

Trends by Facility Type

- Between January 2106 and January 2017, transitional housing (TH) had a net gain of 125 beds to 650. The increase includes a couple of projects changing their category from emergency shelters to TH in 2017 and at least a couple other brand new projects.
- Partly due to intentional efforts to convert some beds from TH over the past two years, the county experienced an increase of 90 beds in rapid re-housing (RRH) to 514.
- Permanent supportive housing far and away has more beds than all other types, with 2,414 in such programs out of the grand total of 4,757. An additional 341 beds are called "Other Permanent Housing" (OPH).
- Beds in emergency shelters decreased slightly to 838 in January 2017. The Catholic Charities' new emergency shelter (ES) for single adults called Higher Ground opened in mid-January with more beds than its predecessor (Dorothy Day Center).
- A change in categorization from ES to transitional housing in another organization combined with the reduction of a few beds in domestic violence shelters narrowly offset the growth at Higher Ground.

Trends by Household Type

- Beds dedicated to households with at least one adult and child decreased from 2016 by approximately 100 to 2,266 in 2017, with a decrease of 144 in permanent housing programs alone. It is important to remember that beds generally dedicated to target populations do not necessarily represent the actual household types who enter a program on any given night.



- Over the same year beds for households without children grew by 209 to 2,461 across all facility types, which now narrowly exceeds beds for households with adults and children in 2017.
- Only 30 beds are dedicated to households that are only children (under 18), with 17 in emergency shelters and the other 13 in transitional housing.
- Of the 198 beds dedicated to youth age 18-24 years old, 31 beds are for youth who have their own children. The dedicated youth beds are generally spread out among all facility types (ES, PSH, RRH), with the most (67) in transitional housing.

Trends by Special Populations

- Of the 320 beds dedicated for Veterans, the vast majority exist in permanent supportive housing (262) and 49 in RRH.
- All 473 beds for chronic homeless reside in permanent supportive housing. Three-fourths of those are dedicated for households without children.

For more information on the HIC and homelessness in Ramsey County, please contact the Heading Home Ramsey CoC staff working in the Ramsey County Health and Wellness Administration Division:


Zachary Hylton, Planner/Evaluator
Office: 651-266-4209
Cell: 216-269-6170
zachary.hylton@Co.Ramsey.mn.us

Mark Herzfeld, Senior Program Evaluator
Office: 651-266-4029
mark.herzfeld@co.ramsey.mn.us

Loni Aadalen, Planner/Heading Home Ramsey Continuum of Care Coordinator
Office: 651-266-4116
loni.aadalen@co.ramsey.mn.us

**Housing Inventory Count
Ramsey County CoC
January 2017**

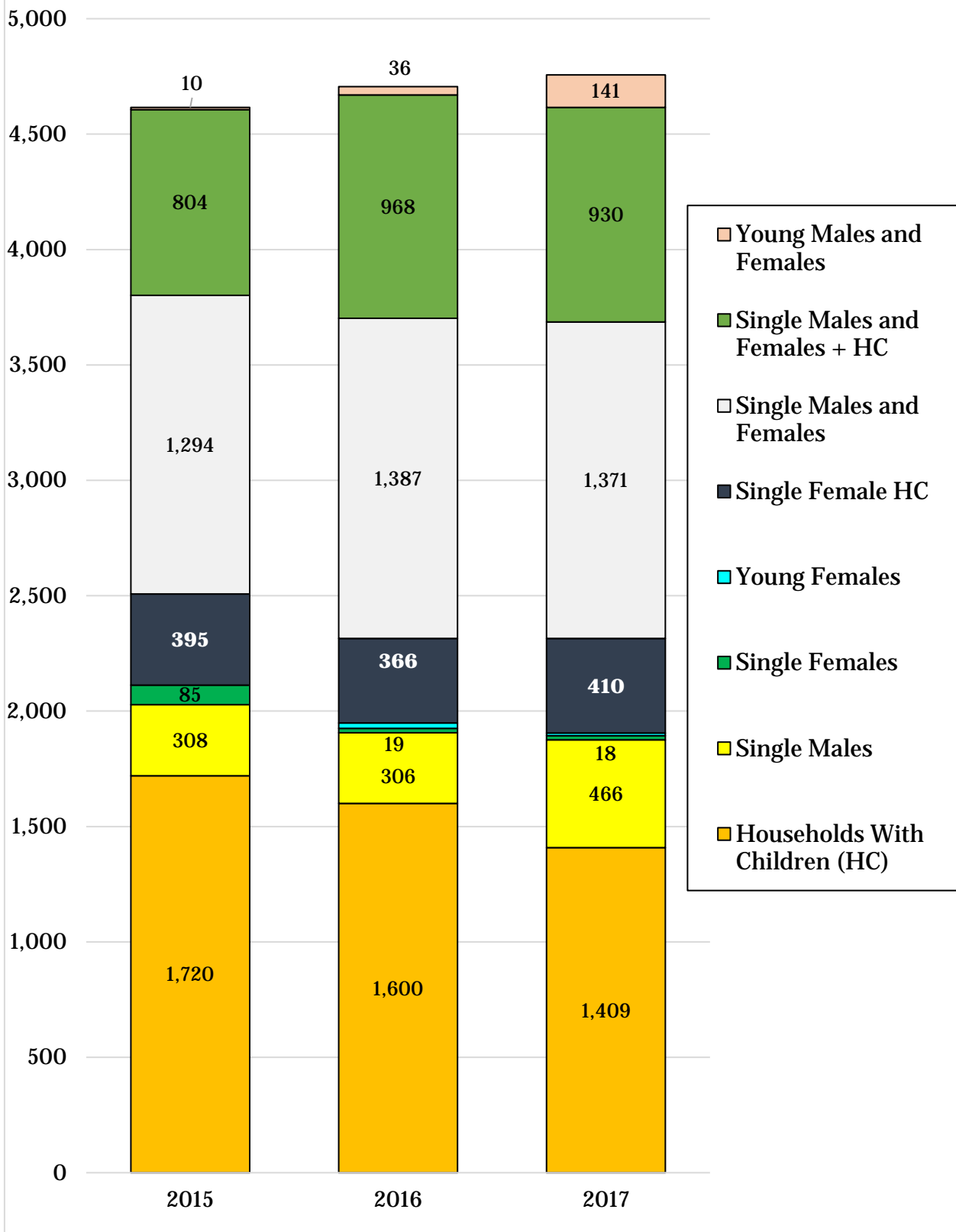
revised 6/23/17



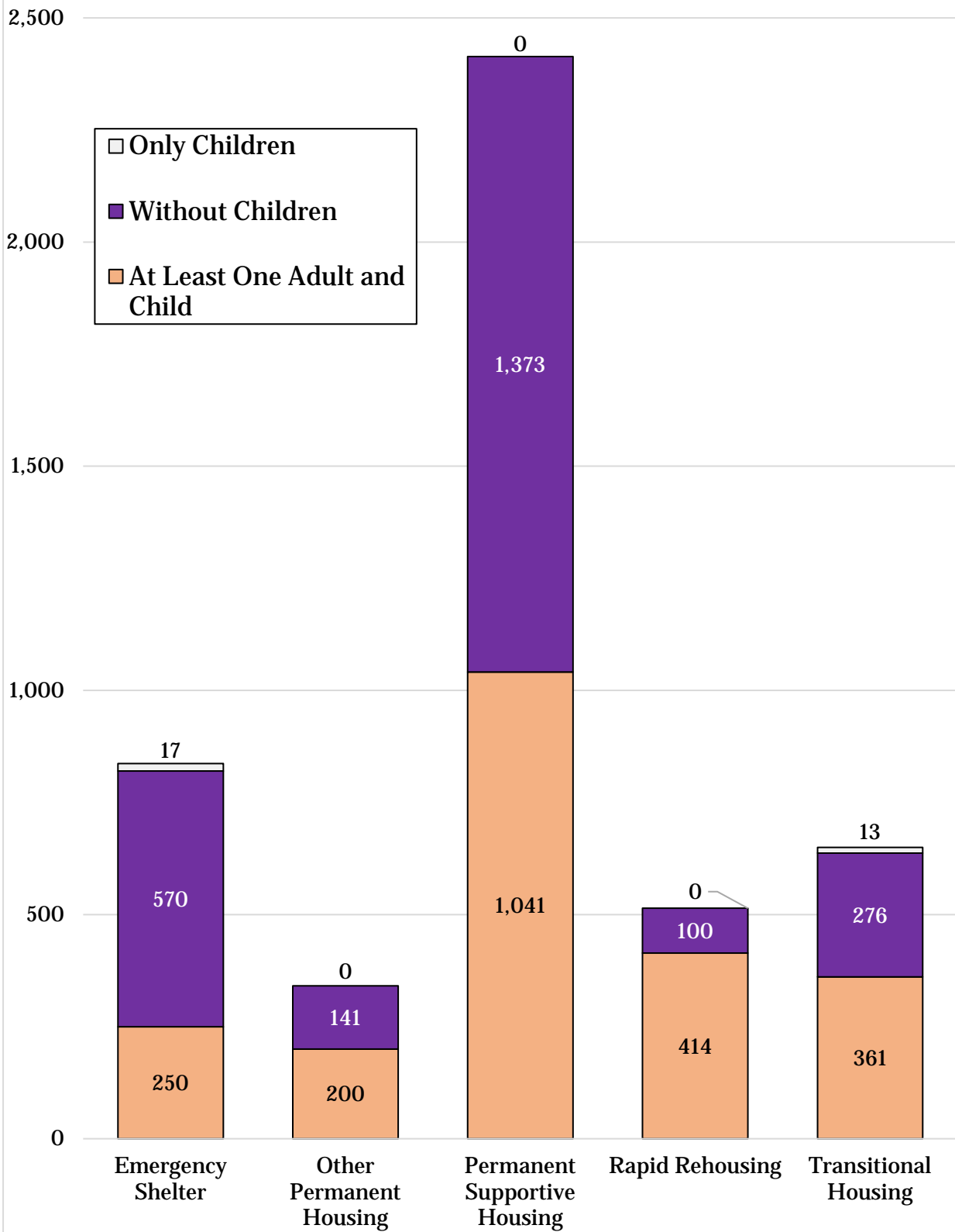
Bed Inventory by Project Type, 2014-2017



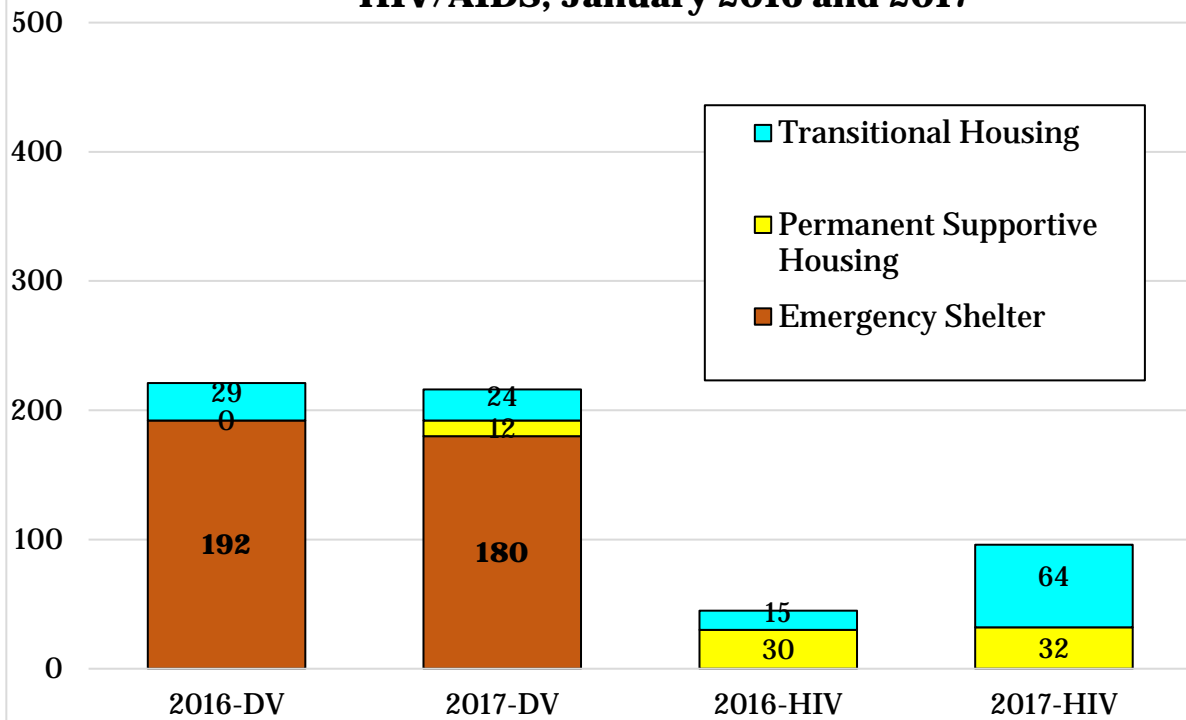
Bed Inventory by Target Population 2015-2017



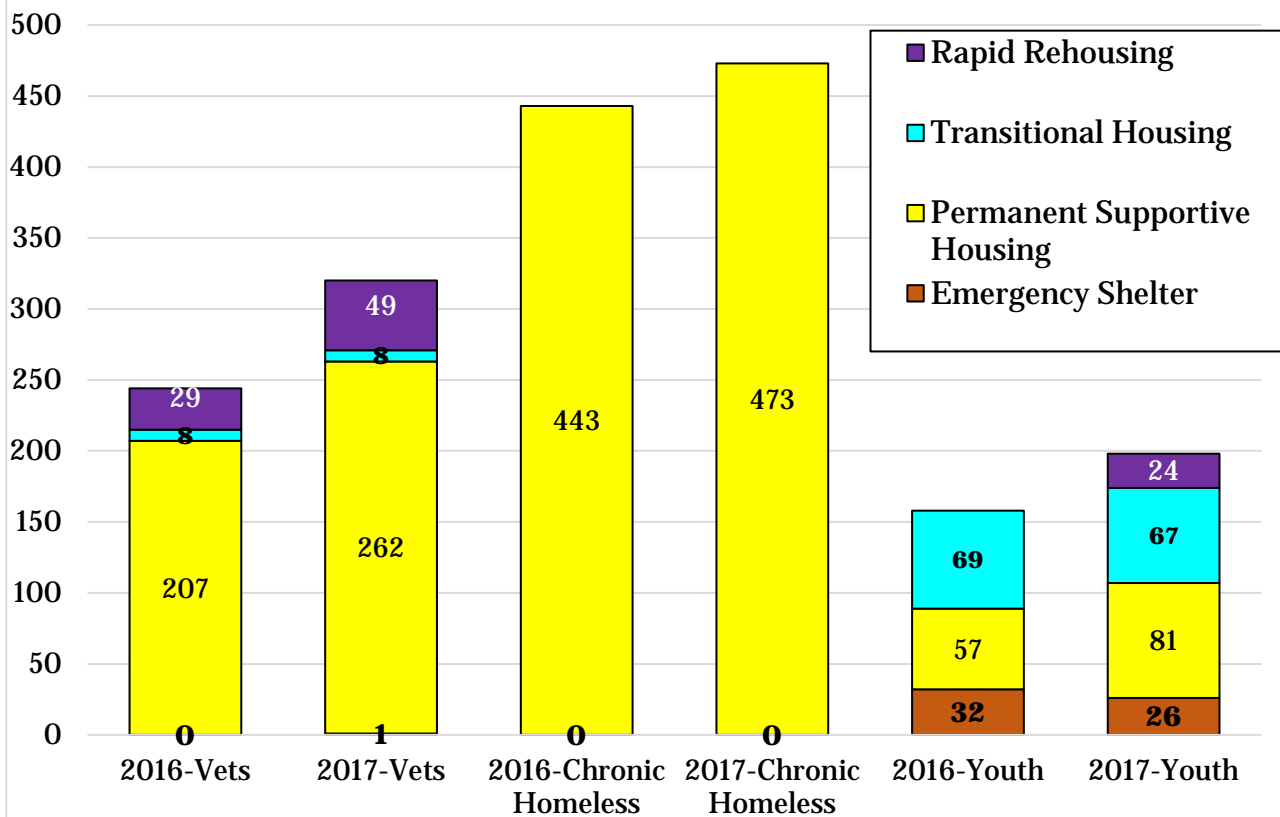
Housing inventory by Household and Project Type January, 2017

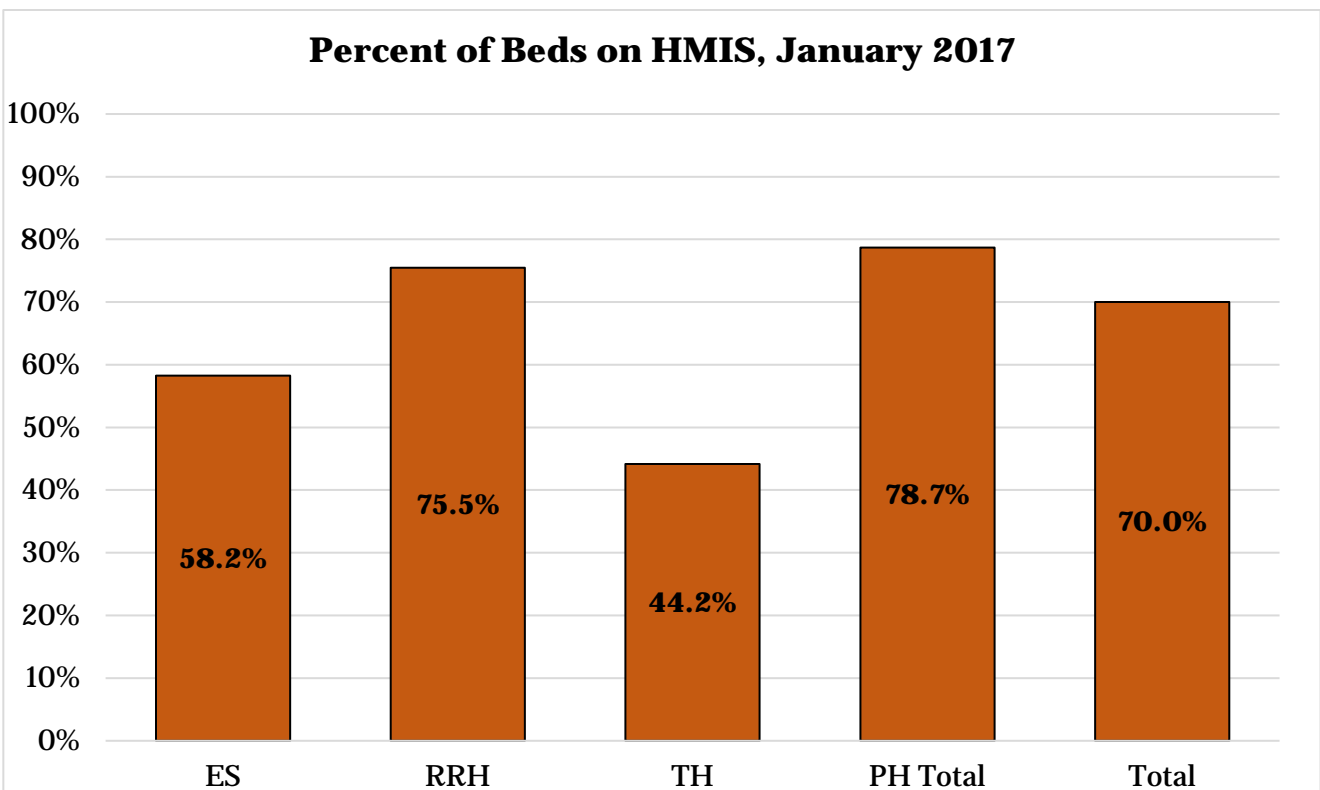
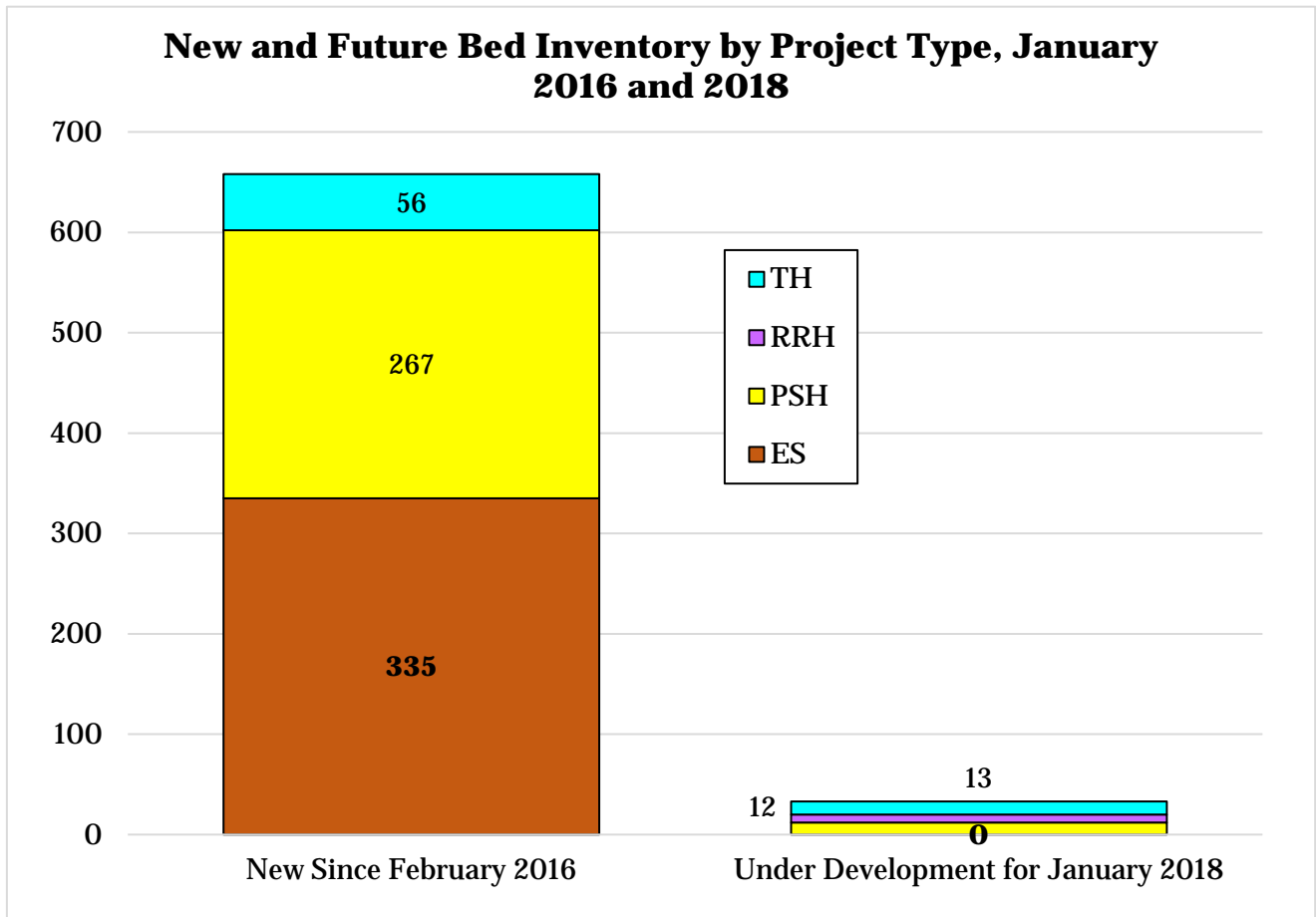


Beds by Target Population "B": Domestic Violence and HIV/AIDS, January 2016 and 2017



Beds by Special Populations, January 2016 and 2017





Appendix-1

Housing Inventory Count Changes, Number of Beds, 2015 - 2017

Project Type	2015	2016	2017	Percent of 2017 Total
Emergency Shelter	792	848	838	17.6%
Other Permanent Housing	0	18	341	7.2%
Permanent Supportive Housing	2,897	2,891	2,414	50.7%
Rapid Rehousing	343	424	514	10.8%
Transitional Housing	584	525	650	13.7%
Total	4,616	4,706	4,757	100.0%

Target Population A	2,015	2,016	2,017	Percent of 2017 Total
Households With Children (HC)	1,720	1,600	1,409	29.6%
Single Females	85	19	18	0.4%
Single Female HC	395	366	410	8.6%
Single Males	308	306	466	9.8%
Single Males and Females	1,294	1,387	1,371	28.8%
Single Males and Females + HC	804	968	930	19.6%
Young Females	0	24	12	0.3%
Young Males and Females	10	36	141	3.0%
Total	4,616	4,706	4,757	100.0%

Annual Change in Beds	Number	Percent	Number	Percent
	'15-'16	'15-'16	'16-'17	'16-'17
Emergency Shelter	56	7.1%	-10	-1.2%
Other Permanent Housing	18	--	323	--
Permanent Supportive Housing	-6	-0.2%	-477	-16.5%
Rapid Rehousing	81	23.6%	90	21.2%
Transitional Housing	-59	-10.1%	125	23.8%
Total	90	1.9%	51	1.1%

Annual Change in Beds	Number	Percent	Number	Percent
	'15-'16	'15-'16	'16-'17	'16-'17
Target Population A	1	0.0%	1	0.0%
Households With Children (HC)	-120	-7.0%	-191	-11.9%
Single Females	-66	-77.6%	-1	-5.3%
Single Female HC	-29	-7.3%	44	12.0%
Single Males	-2	-0.6%	160	52.3%
Single Males and Females	93	7.2%	-16	-1.2%
Single Males and Females + HC	164	20.4%	-38	-3.9%
Young Females	24	--	-12	--
Young Males and Females	26	--	105	--
Total	90	1.9%	51	1.1%

Housing Inventory Count, Number of Dedicated Beds, January 2017

Dedicated to Youth Age 18-24	Project Type					Total
	ES	OPH	PSH	RRH	TH	
Households with Children	2	0	0	17	12	31
Households without Children	24	44	37	7	55	167
Total Youth Beds	26	44	37	24	67	198

Dedicated to Veterans						
Veteran Beds, HH with Children	0	0	89	24	0	113
Veteran Beds, HH without Children	1	0	173	25	8	207
Total Veteran Beds	1	0	262	49	8	320

Dedicated to Chronic Homeless						
Households with Children	0	0	131	0	0	131
Households without Children	0	0	342	0	0	342
Total Chrnch HL Beds	0	0	473	0	0	473

Note: No beds in the above groups are dedicated only to children under 18.

Beds by Federal Funding	ES	OPH	PSH	RRH	TH	Total
McKinney Vento	419	0	1,234	288	122	2,063
Percent of Type	50.0%	0.0%	51.1%	56.0%	18.8%	43.4%
Other Federal Funding	105	0	359	49	100	613
Percent of Type	12.5%	0.0%	14.9%	9.5%	15.4%	12.9%

Beds By General HH Type	ES	OPH	PSH	RRH	TH	Total
Households with Children	250	200	1,041	414	361	2,266
Households without Children	571	141	1,373	100	276	2,461
Households with only Children	17	0	0	0	13	30
Total Beds	838	341	2,414	514	650	4,757

Beds On HMIS	ES	OPH	PSH	RRH	TH	Total
Households with Children	121	188	954	288	198	1,749
Households without Children	356	97	929	100	76	1,558
Households with only Children	11	0	0	0	13	24
Total HMIS Beds	488	285	1,883	388	287	3,331
Percent of Type on HMIS	58.2%	83.6%	78.0%	75.5%	44.2%	70.0%

For more information contact:

Ramsey County Health and Wellness Administration
 Zachary Hylton Zachary.Hylton@co.ramsey.mn.us
 Mark Herzfeld Mark.Herzfeld@co.ramsey.mn.us
 Loni Aadalen Loni.Aadalen@co.ramsey.mn.us